

MegaLine[®] E5-60 U/F Dca KS-02YSH 2x (4 x 2 x AWG 23/1 PIMF)

Category 6_A S₃ P₂ A₃ C₄ E₃

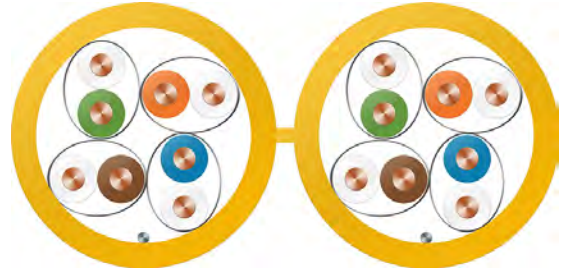



Illustration similar

Construction

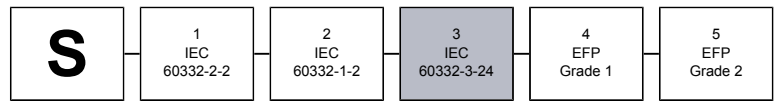
Conductor	bare copper wire, 0.55 mm	Twisting	4 pairs to cable core with tinned copper wire Ø 0,3 mm
Insulation	cellular-PE, core-Ø: nominal value 1.4 mm	Overall screen	unscreened
Colour code	WH/BU, WH/OG, WH/GN, WH/BN	Outer sheath	Halogen free flame retardant compound (LSOH)
Element	cores to pair	Colour	Colza yellow
Pair shielding	aluminium-bonded polyester tape		

Cable marking

KERPEN DATACOM Made in Germany MegaLine E5-60 U/F 2x4P LSOH Cat.6A 600MHz 10G 4PPoE 90W Dca DoP: CDESK0000002 \$BA-Nr.\$ \$m-sign.\$

Fire Behaviour

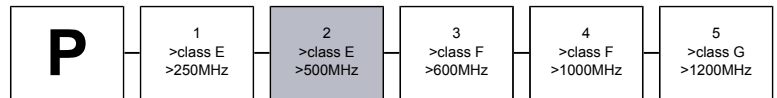
Fire class / DoP	Dca -s1a,d1,a1 / CDESK0000002
Fire performance	EN 50575 / EN 50399
Flame retardancy	acc. to IEC 60332-3-24
Halogen-free	IEC 60754-1/2
Acidity	IEC 60754-2
Smoke density	IEC 61034-2
Fire load (approx.)	0.72 MJ/m



Security (fire behaviour)

Performance

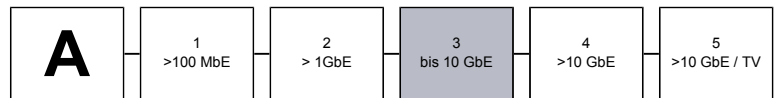
better than Category 6A acc. to EN 50288 and IEC 61156
excellent NEXT, well screen properties (pair- and overall screen), low Skew
Bandwidth (max.) 600 MHz



Performance (class, bandwidth)

Applications

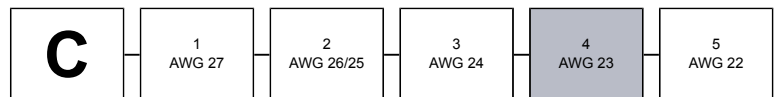
Installation cable for generic cabling systems acc. to ISO/IEC 11801 and EN 50173 (3rd edition). Ideal for all applications of class D up to EA up to 10 GbE acc. to IEEE 802.3 an, Cable sharing, VoIP, PoE/PoE+/4PPoE.



Application (Ethernet, TV)

Mechanical characteristics (cable)

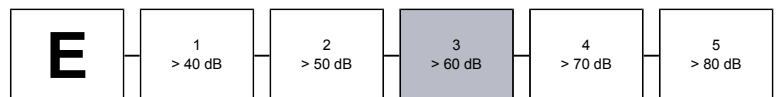
Bending radius (static) (min.)	4x outer-Ø
Bending radius (dynamic) (min.)	8x outer-Ø
Max. strain relief	220 N
Crush resistance (long term)	1000 N/100mm
Impact strength (quantity of impacts)	10



Construction (conductor size, tensile strength)

Electromagnetic behaviour

Coupling resistance @ 10 MHz (nom.)	50 mΩ/m
Screen attenuation (nom.)	55 dB
Coupling attenuation (nom.)	65 dB
Segregation class according to EN 50174-2	c



EMC (coupling attenuation)

MegaLine[®] E5-60 U/F Dca

KS-02YSH 2x (4 x 2 x AWG 23/1 PIMF)

Category 6_A S₃ P₂ A₃ C₄ E₃

Electrical properties at 20°C

DC resistance (max.)	82 Ω/km
Insulation resistance (min.)	5 GΩ x km
Operating capacity (approx.)	42 pF/m
Capacitive coupling (e) (approx.)	1100 pF/km
Signal velocity (approx.)	0.8 x c
Phase delay	420 ns/100m
Skew @ 100 MHz (approx.)	7 ns/100m
Characteristic impedance @ 100 MHz	100 +/- 5 Ω
Test voltage	1000 V
Operating voltage (max.)	125 V

Thermal characteristics (cable)

Temperature (transport / storage)	-20 °C up to +60 °C
Temperature during installation	0 °C up to +50 °C
Temperature after installation	-20 °C up to +60 °C

Chemical characteristics

Conform to RoHS and REACH

Frequenz MHz	Attenuation dB/100m		NEXT dB		PSNEXT dB		ACR-N dB@100m		PSACR-N dB@100m		ACR-F dB@100m		PSACR-F dB@100m		RL dB	
	typ.	Cat.6 _A max.*	typ.	Cat.6 _A min.*	typ.	Cat.6 _A min.*	typ.	Cat.6 _A min.*	typ.	Cat.6 _A min.*	typ.	Cat.6 _A min.*	typ.	Cat.6 _A min.*	typ.	Cat.6 _A min.*
1	1,9	2,1	95	75,3	92	72,3	93	73,2	90	70,2	91	68	88	65	25,1	-
10	5,2	5,9	90	60,3	87	57,3	85	54,4	82	51,4	96	48	93	45	35,2	25,0
100	17,7	19,1	75	45,3	72	42,3	57	26,2	54	23,2	90	28	87	25	37,2	20,1
200	26,4	27,6	68	40,8	65	37,8	42	13,2	39	10,2	78	22	75	19	31,1	18,0
250	29,9	31,1	66	39,3	63	36,3	36	8,2	33	5,2	75	20	72	17	29,5	17,3
300	31,9	34,3	65	38,1	62	35,1	33	3,8	30	0,8	72	19	69	16	28,3	17,3
450	38,9	42,7	63	35,5	60	32,5	24	-7,2	21	-10,2	69	15	66	12	26,7	17,3
500	41,2	45,3	61	34,8	58	31,8	20	-10,5	17	-13,5	66	14	63	11	26,3	17,3
600	46,2	-	57	-	54	-	11	-	8	-	60	-	57	-	25,8	-

* EN 50288-10-1 (2013) / IEC 61156-5(2020)

Standards, certificates and approvals

Conformity	to CPR (EU/305/2011) acc. to LVD (2014/35/EU)
Link Performance	KERPEN DATACOM MegaLine [®] systems and further commercial plug-inn connector
Inspection certificate	acc. to DIN 55350-18-4.2.1 bzw. EN 10204

Part number	Weight	Copper weight	Outer Ø approx.	Cable dimensions (W x H)	Colour
LKD7KS600360000	88 kg/km	47 kg/km	7.3 mm	15 x 7.4	Colza yellow

Packaging

1000 m cable drum
500 m cable drum

FELTEN Wire and Cable Solutions BV reserves the right to make changes to the product described in this specification without prior notice. FELTEN does not assume any liability which may occur due to the use of the specification described herein. Drawings are not to scale unless otherwise specified and are provided for general and informational purposes only. All values represented in this specification should be used as a guide only and exact product details can be confirmed at point of enquiry.

FELTEN Wire & Cable Solutions BV

Habraken 2401
5507 TM Veldhoven
The Netherlands
www.feltenwcs.com
email: sales@feltenwcs.com
phone: +31(0)40-8200950

Number: LKD7KS600360000
Up-dating K: 12.12.2023
Up-dating F: 28.12.2023