

MegaLine[®] F10-115 S/F Dca KS-02YSCH 4 x 2 x AWG 23/1 PIMF

Category 7_A S₃ P₄ A₄ C₄ E₅




Illustration similar

Construction

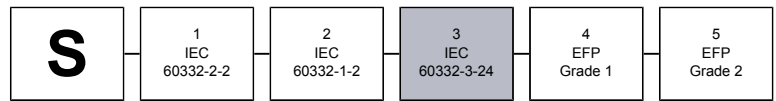
Conductor	bare copper wire, 0.58 mm	Twisting	4 pairs
Insulation	cellular-PE, core-Ø: nominal value 1.4 mm	Overall screen	tinned copper wire braid
Colour code	WH/BU, WH/OG, WH/GN, WH/BN	Outer sheath	Halogen free flame retardant compound (LSOH)
Element	cores to pair	Colour	Colza yellow
Pair shielding	aluminium-bonded polyester tape		

Cable marking

KERPEN DATACOM Made in Germany MegaLine F10-115 S/F 4P LSOH Cat.7A 1200 MHz 4PPoE 90W Dca DoP: CDESK0000005 \$BA-Nr.\$ \$m-sign.\$

Fire Behaviour

Fire class / DoP	Dca -s1,d2,a1 / CDESK0000005
Fire performance	EN 50575 / EN 50399
Flame retardancy	acc. to IEC 60332-3-24
Halogen-free	IEC 60754-1/2
Acidity	IEC 60754-2
Smoke density	IEC 61034-2
Fire load (approx.)	0.61 MJ/m



Security (fire behaviour)

Performance

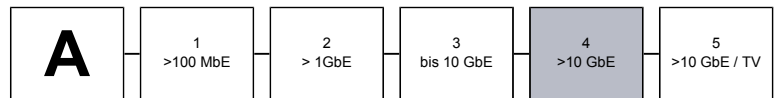
better than Category 7A acc. to EN 50288 and IEC 61156
excellent NEXT, excellent screen properties (pair- and overall screen), low Skew
Bandwidth (max.) 1200 MHz



Performance (class, bandwidth)

Applications

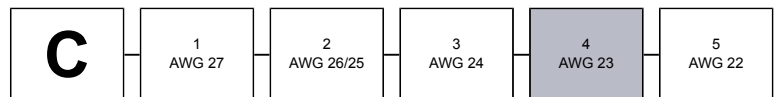
Installation cable for generic cabling systems acc. to ISO/IEC 11801 and EN 50173 (3rd edition). Ideal for all applications of class D up to FA Multimedia (Video, Data, Voice) >10 GbE acc. to IEEE 802.3 an, Cable sharing, VoIP, PoE/PoE+/4PPoE



Application (Ethernet, TV)

Mechanical characteristics (cable)

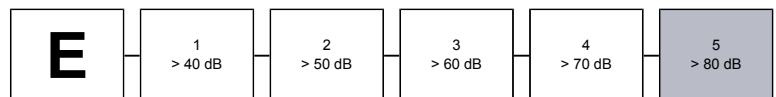
Bending radius (static) (min.)	4x outer-Ø
Bending radius (dynamic) (min.)	8x outer-Ø
Max. strain relief	110 N
Crush resistance (long term)	1000 N/100mm
Impact strength (quantity of impacts)	10



Construction (conductor size, tensile strength)

Electromagnetic behaviour

Coupling resistance @ 10 MHz (nom.)	5 mΩ/m
Screen attenuation (nom.)	70 dB
Coupling attenuation (nom.)	85 dB
Segregation class according to EN 50174-2	d



EMC (coupling attenuation)

MegaLine[®] F10-115 S/F Dca

KS-02YSCH 4 x 2 x AWG 23/1 PIMF

Category 7_A S₃ P₄ A₄ C₄ E₅

Electrical properties at 20°C

DC resistance (max.)	75 Ω/km
Insulation resistance (min.)	5 GΩ x km
Operating capacity (approx.)	42 pF/m
Capacitive coupling (e) (approx.)	1100 pF/km
Signal velocity (approx.)	0.8 x c
Phase delay	420 ns/100m
Skew @ 100 MHz (approx.)	5 ns/100m
Characteristic impedance @ 100 MHz	100 +/- 5 Ω
Test voltage	1000 V
Operating voltage (max.)	125 V

Thermal characteristics (cable)

Temperature (transport / storage)	-20 °C up to +60 °C
Temperature during installation	0 °C up to +50 °C
Temperature after installation	-20 °C up to +60 °C

Chemical characteristics

Conform to RoHS and REACH

Frequenz MHz	Attenuation dB/100m		NEXT dB		PSNEXT dB		ACR-N dB@100m		PSACR-N dB@100m		ACR-F dB@100m		PSACR-F dB@100m		RL dB	
	typ.	Cat.7 _A max.*	typ.	Cat.7 _A min.*	typ.	Cat.7 _A min.*	typ.	Cat.7 _A min.*	typ.	Cat.7 _A min.*	typ.	Cat.7 _A min.*	typ.	Cat.7 _A min.*	typ.	Cat.7 _A min.*
1	1,9	2,1	105	78	102	75	104	75,9	101	72,9	98	78	95	75	26,6	-
10	4,8	5,8	105	78	102	75	104	75,9	101	72,9	98	78	95	75	35,3	25,0
100	16,3	18,5	105	75	102	72	89	56,9	86	53,9	89	65	86	62	39,6	20,1
200	24,3	26,5	105	71	102	68	81	44,4	78	41,4	82	59	79	56	36,0	18,0
250	27,5	29,7	105	69	102	66	78	39,7	75	36,7	79	57	76	54	34,0	17,3
500	37,9	42,8	100	65	97	62	62	22,1	59	19,1	67	51	64	48	29,0	17,3
600	42,4	47,1	95	64	92	61	53	16,6	50	13,6	60	50	57	47	25,4	17,3
700	47,2	51,1	95	63	92	60	48	11,6	45	8,6	57	48	54	45	24,6	16,6
800	50,3	54,9	93	62	90	59	43	7,0	40	4,0	53	47	50	44	23,5	16,1
900	54,6	58,5	90	61	87	58	35	2,6	32	-0,4	49	46	46	43	22,6	15,5
1000	58,0	61,9	88	60	85	57	30	-1,5	27	-4,5	44	45	41	42	21,5	15,1
1150	61,9	-	86	-	83	-	25	-	22	-	39	-	36	-	20,6	-

* EN 50288-9-1(2013) / IEC 61156-5(2020)

Standards, certificates and approvals

Conformity	to CPR (EU/305/2011) acc. to LVD (2014/35/EU)
Link Performance	KERPEN DATACOM MegaLine [®] systems and further commercial plug-in connector

Part number	Weight	Copper weight	Outer Ø approx.	Colour
LKD7KS700080000	58 kg/km	37 kg/km	7.3 mm	Colza yellow

Packaging

1000 m cable drum
500 m cable drum

FELTEN Wire and Cable Solutions BV reserves the right to make changes to the product described in this specification without prior notice. FELTEN does not assume any liability which may occur due to the use of the specification described herein. Drawings are not to scale unless otherwise specified and are provided for general and informational purposes only. All values represented in this specification should be used as a guide only and exact product details can be confirmed at point of enquiry.