

MegaLine[®] Pro 1300 Dca

KS-02YSCH 4 x 2 x AWG 22/1 PIMF

Category 7_A S₃ P₄ A₄ C₅ E₅




Illustration similar

Construction

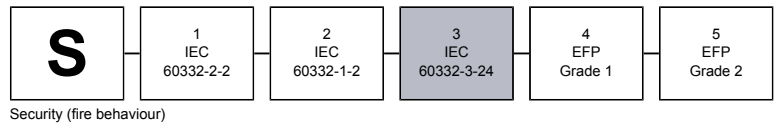
Conductor	bare copper wire, 0.62 mm	Twisting	PiMF to cable core
Insulation	cellular-PE, Core-Ø: nominal value 1.50 mm	Overall screen	tinned copper wire braid
Colour code	WH/BU, WH/OG, WH/GN, WH/BN	Outer sheath	Halogen free flame retardant compound (LSOH)
Element	cores to pair	Colour	Colza yellow
Pair shielding	aluminium-bonded polyester tape		

Cable marking

KERPEN DATACOM Made in Germany MegaLine PRO 1300 Cat.7A 1300MHz 25G 4PPoE Dca DoP: CDESK0000007 \$BA-Nr.\$ \$m-sign.\$

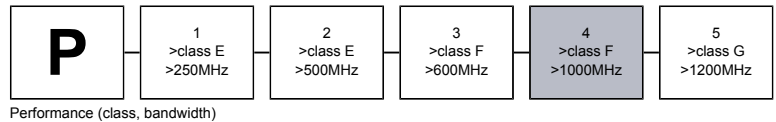
Fire Behaviour

Fire class / DoP	Dca -s2,d2,a1 / CDESK0000007
Fire performance	EN 50575 / EN 50399
Flame retardancy	IEC 60332-3-24
Halogen-free	IEC 60754-1/2
Acidity	IEC 60754-2
Smoke density	IEC 61034-2
Fire load (approx.)	0.66 MJ/m



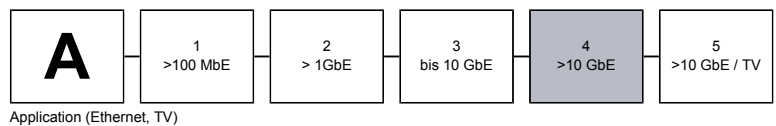
Performance

better than Category 7A acc. to EN 50288 and IEC 61156
 excellent NEXT, excellent screen properties (pair- and overall screen), low Skew
 Bandwidth (max.) 1300 MHz



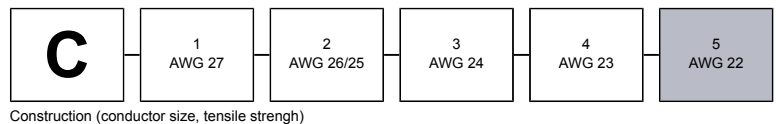
Applications

Installation cable for generic cabling systems acc. to ISO/IEC 11801 and EN 50173 (3rd edition) and for residential cabling acc. to ISO/IEC 15018 and EN 50173-4. Ideal for all applications of class D up to FA Multimedia (TV, Video, Data, Voice) >10 GbE acc. to IEEE 802.3 an, Cable sharing, VoIP, PoE/PoE+/4PPoE



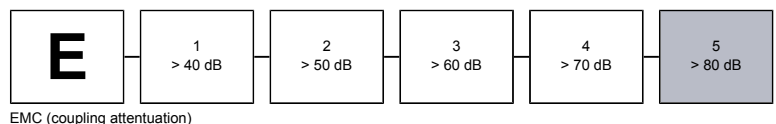
Mechanical characteristics (cable)

Bending radius (static) (min.)	4x outer-Ø
Bending radius (dynamic) (min.)	8x outer-Ø
Max. strain relief	110 N
Crush resistance (long term)	1000 N/100mm
Impact strength (quantity of impacts)	10



Electromagnetic behaviour

Coupling resistance @ 10 MHz (nom.)	5 mΩ/m
Screen attenuation (nom.)	70 dB
Coupling attenuation (nom.)	85 dB
Segregation class according to EN 50174-2	d



MegaLine[®] Pro 1300 Dca

KS-02YSCH 4 x 2 x AWG 22/1 PIMF

Category 7_A S₃ P₄ A₄ C₅ E₅

Electrical properties at 20°C

DC resistance (max.)	65 Ω/km
Insulation resistance (min.)	5 GΩ x km
Operating capacity (approx.)	42 pF/m
Capacitive coupling (e) (approx.)	1100 pF/km
Signal velocity (approx.)	0.8 x c
Phase delay	420 ns/100m
Skew @ 100 MHz (approx.)	5 ns/100m
Characteristic impedance @ 100 MHz	100 +/- 5 Ω
Test voltage	1000 V
Operating voltage (max.)	125 V

Thermal characteristics (cable)

Temperature (transport / storage)	-20 °C up to +60 °C
Temperature during installation	0 °C up to +50 °C
Temperature after installation	-20 °C up to +60 °C

Chemical characteristics

Conform to RoHS and REACH

Frequenz MHz	Attenuation dB/100m		NEXT dB		PSNEXT dB		ACR-N dB@100m		PSACR-N dB@100m		ACR-F dB@100m		PSACR-F dB@100m		RL dB	
	typ.	Cat.7 max.*	typ.	Cat.7 min.*	typ.	Cat.7 min.*	typ.	Cat.7 min.*	typ.	Cat.7 min.*	typ.	Cat.7 min.*	typ.	Cat.7 min.*	typ.	Cat.7 min.*
1	1,8	2,1	105	78	102	75	104	75,9	101	72,9	105	78	102	75	32,6	20
10	4,7	5,8	105	78	102	75	101	72,2	98	69,2	108	75,3	105	72,3	31,5	25
100	15,9	18,5	105	75,4	102	72,4	89	56,9	86	53,9	93	55,3	90	52,3	29	20,1
200	23,5	26,5	105	70,9	102	67,9	81	44,4	78	41,4	85	49,3	82	46,3	25,4	18
250	26,6	29,7	105	69,4	102	66,4	79	39,7	76	36,7	82	47,3	79	44,3	24,1	17,3
500	37	42,8	100	64,9	97	61,9	63	22,2	60	19,2	70	41,3	67	38,3	21,6	17,3
600	41,8	47,1	95	63,7	92	60,7	53	16,6	50	13,6	63	39,7	60	36,7	19,8	17,3
700	45,2	51,1	95	62,7	92	59,7	50	11,6	47	8,6	60	38,4	57	35,4	21,1	16,6
800	48	54,9	93	61,9	90	58,9	45	6,9	42	3,9	57	37,2	54	34,2	21	16,1
900	52,3	58,5	90	61,1	87	58,1	38	2,6	35	-4	53	36,2	50	33,2	20	15,5
1000	55,2	61,9	88	60,4	85	57,4	33	-1,5	30	-4,5	48	35,3	45	32,3	20	15,1
1100	57,6	-	87	-	84	-	29	-	26	-	44	-	41	-	18,8	-
1300	64,9	-	80	-	77	-	15	-	13	-	39	-	36	-	17,6	-

* EN 50288-9-1(2013) / IEC 61156-5(2020)

Standards, certificates and approvals

Conformity	to CPR (EU/305/2011) acc. to LVD (2014/35/EU)
Link Performance	KERPEN DATACOM MegaLine [®] systems and further commercial plug-in connector
Inspection certificate	acc. to DIN 55350-18-4.2.1 bzw. EN 10204

Part number	Weight	Copper weight	Outer Ø approx.	Colour
LKD7KS703800000	64 kg/km	38 kg/km	7.9 mm	Colza yellow

FELTEN Wire and Cable Solutions BV reserves the right to make changes to the product described in this specification without prior notice. FELTEN does not assume any liability which may occur due to the use of the specification described herein. Drawings are not to scale unless otherwise specified and are provided for general and informational purposes only. All values represented in this specification should be used as a guide only and exact product details can be confirmed at point of enquiry.

Forwarding to third parties only with the approval of KERPEN DATACOM GmbH
We reserve the right to make technical modifications: typographical errors and mistakes excepted.

FELTEN Wire & Cable Solutions BV

Habraken 2401
5507 TM Veldhoven
The Netherlands
www.feltenwcs.com
email: sales@feltenwcs.com
phone: +31(0)40-8200950

Number: LKD7KS703800000
Up-dating K: 17.01.2024
Up-dating F: 25.01.2024