

MegaLine[®] F10-115 S/F Cca

KS-02YSCH 4x2x0.58 mm/ AWG 23/1 PIMF

Category 7_A




Illustration similar

Construction

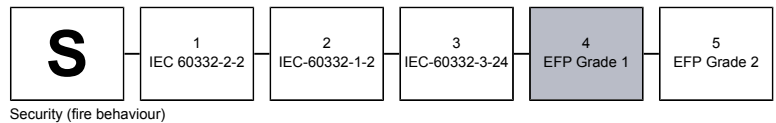
Conductor:	bare copper wire, AWG 23/1	Twisting:	4 pairs
Insulation:	cellular-PE, core-Ø: nominal value 1.4 mm	Overall screen:	tinned copper wire braid
Colour code:	wh/bl, wh/or, wh/gn, wh/br	Outer sheath:	halogen free, flame retardant compound
Element:	cores to pair	Colour	Lime green
Pair shielding:	aluminium-bonded polyester tape		

Cable marking:

KERPEN DATACOM GmbH Made in Germany MegaLine F10-115 S/F 4P H 4PPoE Cca s1 d1 a1 DoP: CDESK0000035 \$BA-Nr.\$ \$m-sign.
\$

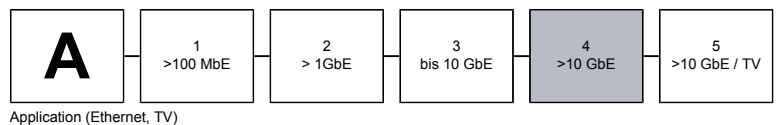
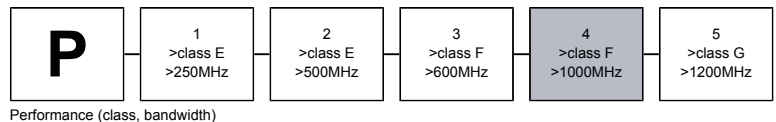
Fire Behaviour

Fire class / DoP	Cca s1 d1 a1 / CDESK0000035
Fire performance	EN 50575 / EN 50399
Flame retardancy	acc. to IEC 60332-3-24
Halogen free	IEC 60754-1/2
Acidity	IEC 60754-2
Fire load (approx.)	0.6 MJ/m



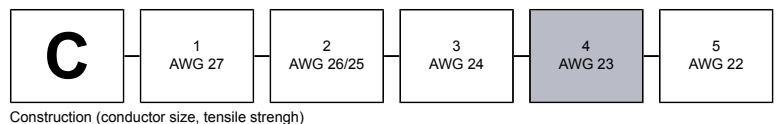
Performance

Transmission bandwidth (typ.)	1200 MHz
-------------------------------	----------



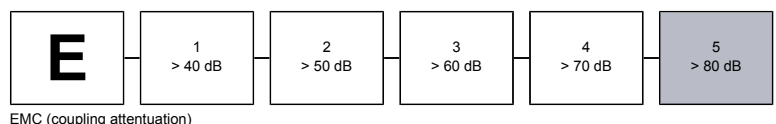
Mechanical characteristics (cable)

Bending radius (static) (min.)	4x outer-Ø
Bending radius (dynamic) (min.)	8x outer-Ø
Tensile loading (max.)	110 N
Crush resistance (long term)	1000 N/100mm
Impact strength (quantity of impacts)	10



Electromagnetic behaviour

Coupling resistance @ 10 MHz (nom.)	5 mΩ/m
Screen attenuation (nom.)	70 dB
Coupling attenuation (nom.)	85 dB
Segregation class according EN 50174-2	d



MegaLine[®] F10-115 S/F Cca

KS-02YSCH 4x2x0.58 mm/ AWG 23/1 PIMF

Category 7_A

DC resistance (max.)	75 Ω/km
Insulation resistance (min.)	5 GΩ x km
Operating capacity (approx.)	42 pF/m
Capacitive coupling (e) (approx.)	1100 pF/km
Signal velocity (approx.)	0.8 x c
Phase delay	420 ns/100m
Skew @ 100 MHz (approx.)	5 ns/100m
Characteristic impedance @ 100 MHz	100 +/- 5 Ω
Test voltage	1000 V
Operating voltage (max.)	125 V

Thermal characteristics (cable)

Temperature (transport / storage)	-20 °C up to +60 °C
Temperature during installation	0 °C up to +50 °C
Temperature after installation	-20 °C up to +60 °C

Chemical characteristics

Free of hazardous substances acc. to RoHS 2011/65/EU

Frequenz MHz	Attenuation dB/100m		NEXT dB		PS-NEXT dB		ACR dB@100m		PS-ACR dB@100m		EL-FEXT dB@100m		PS-ELFEXT dB@100m		RL dB	
	typ.	Cat.7 _A max.*	typ.	Cat.7 _A min.*	typ.	Cat.7 _A min.*	typ.	Cat.7 _A min.*	typ.	Cat.7 _A min.*	typ.	Cat.7 _A min.*	typ.	Cat.7 _A min.*	typ.	Cat.7 _A min.*
1	1,9	2,1	105	78	102	75	104	75,9	101	72,9	98	78	95	75	26,6	20
10	4,8	5,8	105	78	102	75	101	72,2	98	69,2	103	75,3	100	72,3	35,3	25
100	16,3	18,5	105	75,4	102	72,4	89	56,9	86	53,9	89	55,3	86	52,3	39,6	20,1
200	24,3	26,5	105	70,9	102	67,9	81	44,4	78	41,4	82	49,3	79	46,3	36	18
250	27,5	29,7	105	69,4	102	66,4	78	39,7	75	36,7	79	47,3	76	44,3	34	17,3
500	37,9	42,8	100	64,9	97	61,9	62	22,2	59	19,2	67	41,3	64	38,3	29	17,3
600	42,4	47,1	95	63,7	92	60,7	53	16,6	50	13,6	60	39,7	57	36,7	25,4	17,3
700	47,2	51,1	95	62,7	92	59,7	48	11,6	45	8,6	57	38,4	54	35,4	24,6	16,6
800	50,3	54,9	93	61,9	90	58,9	43	6,9	40	3,9	53	37,2	50	34,2	23,5	16,1
900	54,6	58,5	90	61,1	87	58,1	35	2,6	32	-,4	49	36,2	46	33,2	22,6	15,5
1000	58	61,9	88	60,4	85	57,4	30	-1,5	27	-4,5	44	35,3	41	32,3	21,5	15,1
1150	61,9	-	86	-	83	-	25	-	22	-	39	-	36	-	20,6	-
1200	64	-	85	-	82	-	21	-	18	-	35	-	32	-	19	-

* EN 50288-9-1(2013)/IEC 61156-5(2009)

Standards, certificates and approvals

Compliance

to CPR (EU/305/2011)

Link Performance:

KERPEN DATACOM MegaLine[®] systems and further commercial plug-inn connector

Compliant with LVD (2014/35/EU)

\$CE_Logo\$

Part number	Weight	copper weight:	Weight	Colour
LKD7KS7C0080000	67 kg/km	37 kg/km	67 kg/km	Lime green