

MegaLine[®] G20 S/F Dca

KS-02YSCH 2x (4 x 2 x AWG 22/1 PIMF)

Category 8.2 **S₃ P₅ A₅ C₅ E₅**

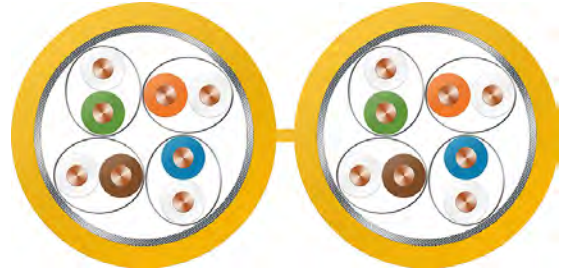



Illustration similar

Construction

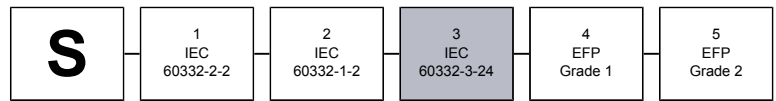
Conductor	bare copper wire, 0.62 mm	Twisting	4 pairs
Insulation	cellular-PE, core-Ø: nominal value 1.6 mm	Overall screen	tinned copper wire braid
Colour code	WH/BU, WH/OG, WH/GN, WH/BN	Outer sheath	Halogen free flame retardant compound (LSOH)
Element	cores to pair	Colour	Colza yellow
Pair shielding	aluminium-bonded polyester tape		

Cable marking

KERPEN DATACOM Made in Germany MegaLine G20 S/F 2x4P H Cat.8 25/40G 4PPoE Dca s2 d2 a1 DoP: CDESK0000008 \$BA-Nr.\$ \$m-sign.\$

Fire Behaviour

Fire class / DoP	Dca -s2,d2,a1 / CDESK0000008
Fire performance	EN 50575 / EN 50399
Flame retardancy	acc. to IEC 60332-3-24
Halogen-free	IEC 60754-1/2
Acidity	IEC 60754-2
Smoke density	IEC 61034-2
Fire load (approx.)	1.5 MJ/m



Security (fire behaviour)

Performance

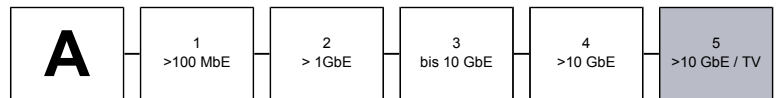
better than Category 8.2 acc. to draft IEC 61156-9, excellent NEXT, low attenuation, excellent screen properties (pair- and overall screen), low Skew
Bandwidth (max.) 2000 MHz



Performance (class, bandwidth)

Applications

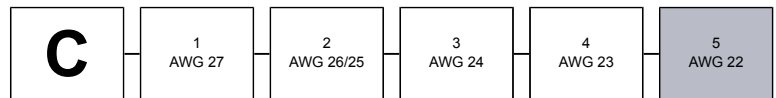
Installation cable for generic cabling systems acc. to ISO/IEC 11801 and EN 50173 (3rd edition) and for data centre cabling acc. to ISO/IEC 24764 and EN 50173-5 as well TR 11801-99-1. Ideal for all applications of class D up to F_A and Class II, Multimedia (TV, Video, Data, Voice) >40 GbE acc. to IEEE 802.3 bq (draft), Cable sharing, VoIP, PoE/PoE+/4PPoE.



Application (Ethernet, TV)

Mechanical characteristics (cable)

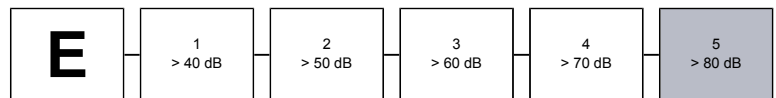
Bending radius (static) (min.)	4x outer-Ø
Bending radius (dynamic) (min.)	8x outer-Ø
Max. strain relief	260 N
Crush resistance (long term)	1000 N/100mm
Impact strength (quantity of impacts)	10



Construction (conductor size, tensile strength)

Electromagnetic behaviour

Coupling resistance @ 10 MHz (nom.)	2 mΩ/m
Screen attenuation (nom.)	80 dB
Coupling attenuation (nom.)	90 dB
Segregation class according to EN 50174-2	d



EMC (coupling attenuation)

MegaLine[®] G20 S/F Dca

KS-02YSCH 2x (4 x 2 x AWG 22/1 PIMF)

Category 8.2 S₃ P₅ A₅ C₅ E₅

Electrical properties at 20°C

DC resistance (max.)	68 Ω/km
Insulation resistance (min.)	5 GΩ x km
Operating capacity (approx.)	43 pF/m
Capacitive coupling (e) (approx.)	1000 pF/km
Signal velocity (approx.)	0.76 x c
Phase delay	440 ns/100m
Skew @ 100 MHz (approx.)	12 ns/100m
Characteristic impedance @ 100 MHz	100 +/- 5 Ω
Test voltage	1000 V
Operating voltage (max.)	125 V

Thermal characteristics (cable)

Temperature (transport / storage)	-20 °C up to +60 °C
Temperature during installation	0 °C up to +50 °C
Temperature after installation	-20 °C up to +60 °C

Chemical characteristics

Conform to RoHS and REACH

Frequency MHz	Attenuation dB/100m		NEXT dB		PSNEXT dB		ACR-N dB@100m		PSACR-N dB@100m		ACR-F dB@100m		PSACR-F dB@100m		RL dB	
	typ.	Cat.8.2 max.*	typ.	Cat.8.2 min.*	typ.	Cat.8.2 min.*	typ.	Cat.8.2 min.*	typ.	Cat.8.2 min.*	typ.	Cat.8.2 min.*	typ.	Cat.8.2 min.*	typ.	Cat.8.2 min.*
10	4,8	5,8	100	78	97	75	97,6	72,2	94,6	69,2	90	78	87	75	32,3	25,0
100	17,2	18,5	100	75	97	72	91,4	56,9	88,4	53,9	90	61	87	58	36,2	22,2
250	27,4	29,7	100	69	97	66	86,3	39,7	83,3	36,7	84	53	81	50	34,8	19,4
500	37,8	42,8	100	65	97	62	81,1	22,1	78,1	19,1	79	47	76	44	31,8	17,3
600	44,0	47,1	100	64	97	61	78	16,6	75	13,6	78	45	75	42	28,5	16,8
800	51,2	54,9	95	62	92	59	69,4	7,0	66,4	4,0	71	43	68	40	25,3	15,9
1000	57,8	61,9	92	60	89	57	63,1	-1,5	60,1	-4,5	62	51	59	38	22,2	15,2
1200	63,2	68,4	88	59	85	56	56,4	-9,2	53,4	-12,2	60	39	57	36	20,2	14,7
1500	70,4	77,2	77	58	74	55	40,8	-19,4	37,8	-22,4	53	37	50	34	19,2	14,0
1600	73,2	80,0	75	57	72	54	37,8	-22,7	34,8	-25,7	50	37	47	34	18,4	13,8
1700	76,2	82,7	75	57	72	54	36,9	-25,8	33,9	-28,8	45	36	42	33	17,1	13,6
1800	79,0	85,4	75	57	72	54	35,5	-28,8	32,5	-31,8	42	36	39	33	16,3	13,4
1900	82,2	88,0	75	56	71	53	33,9	-31,8	30,9	-34,8	40	35	37	32	15,6	13,3
2000	87,0	90,5	75	56	72	53	31,5	-34,6	28,5	-37,6	40	35	37	32	15,1	13,1

* EN 50288-12-1 (2017) / IEC 61156-9 (2016)

Standards, certificates and approvals

Conformity	to CPR (EU/305/2011) acc. to LVD (2014/35/EU)
Quality seal with production control	GHMT PVP
Link Performance	KERPEN DATACOM MegaLine [®] systems and further commercial plug-in connector
Inspection certificate	acc. to DIN 55350-18-4.2.1 bzw. EN 10204

Part number	Weight	Copper weight	Outer Ø approx.	Cable dimensions (W x H)	Colour
LKD7KS800220000	165 kg/km	88 kg/km	8.4 mm	16.6 x 8.2	Colza yellow

Packaging

- 1000 m cable drum
- 500 m cable drum
- 250 m carton
- 100 m packed in rings

FELTEN Wire and Cable Solutions BV reserves the right to make changes to the product described in this specification without prior notice. FELTEN does not assume any liability which may occur due to the use of the specification described herein. Drawings are not to scale unless otherwise specified and are provided for general and informational purposes only. All values represented in this specification should be used as a guide only and exact product details can be confirmed at point of enquiry.

FELTEN Wire & Cable Solutions BV

Habraken 2401
5507 TM Veldhoven
The Netherlands
www.feltenwcs.com
email: sales@feltenwcs.com
phone: +31(0)40-8200950

Number: LKD7KS800220000
Up-dating K: 12.12.2023
Up-dating F: 28.12.2023